

## Peak Emission Wavelength: 950nm

The 950nm IR emitter series is designed for applications requiring high output and precise optical / mechanical axis alignment. Custom package solutions and sorting are available.

### FEATURES

- > Ceramic Dome Surface Mount 3.5×2.2×1.91
- > High Output Power
- > High Reliability
- > Narrow Beam Angle

### APPLICATIONS

- > Optical Switches
- > Optical Sensors



## Absolute Maximum Ratings (Ta=25°C)



ITEMS	SYMBOL	RATINGS	UNIT
Forward Current	IF	100	mA
Forward Current (Pulse)*1	IFP	1	A
Reverse Voltage	VR	5	V
Power Dissipation	PD	190	mW
Operating Temperature Range	Topr	-20 ~ +85	°C
Storage Temperature Range	Tstg	-30 ~ +100	°C
Junction Temperature	Tj	100	°C
Lead Soldering Temperature*2	Tls	260	°C

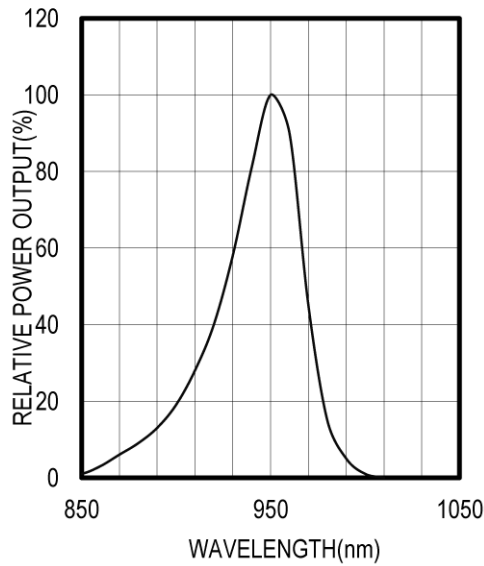
\*1: Tw=10μsec, T=10msec; \*2: Time 5 Sec max

## Electrical & Optical Characteristics (Ta = 25°C)

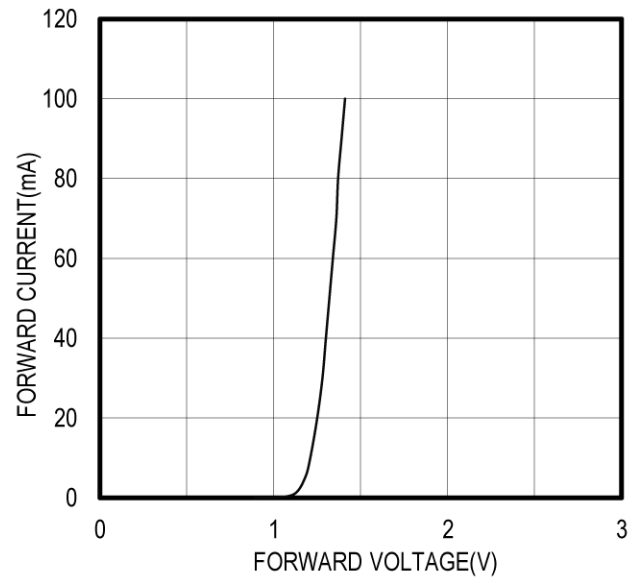
ITEMS	SYMBOL	CONDITIONS	MIN	TYP	MAX	UNIT
Power Output	PO	IF=50mA	--	10	--	mW
Forward Voltage	VF	IF=50mA	--	1.30	1.9	V
Reverse Current	IR	VR=5V	--	--	10	μA
Peak Emission Wavelength	λp	IF=50mA	--	950	--	nm
Spectral Line Half Width	Δλ	IF=50mA	--	40	--	nm
Half Intensity Beam Angle	Θ	IF=50mA	--	±13	--	deg



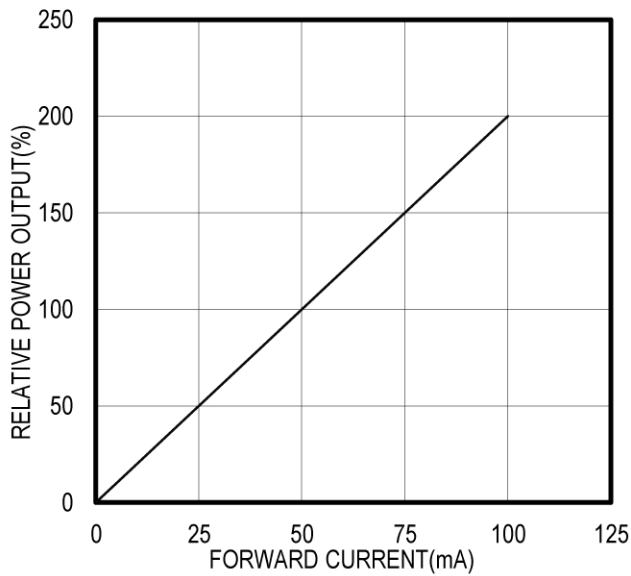
SPECTRAL OUTPUT



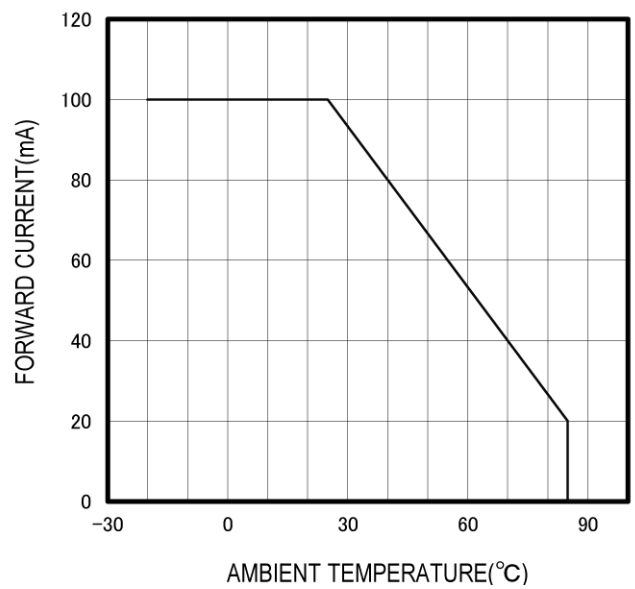
FORWARD I-V CHARACTERISTICS



RELATIVE POWER vs FORWARD CURRENT



THERMAL DERATING CURVE



Radiation Pattern

